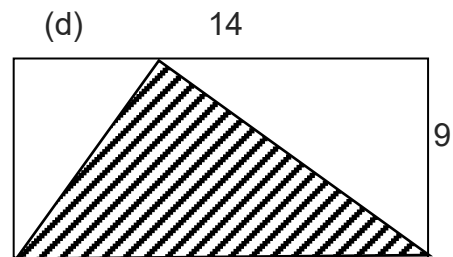
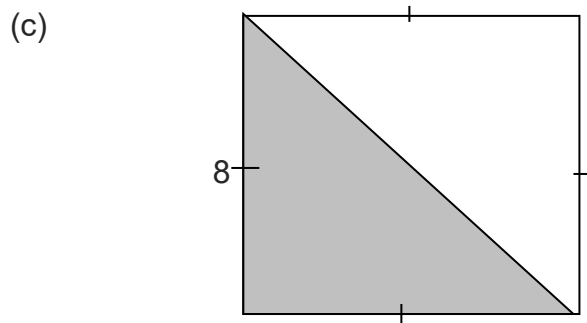
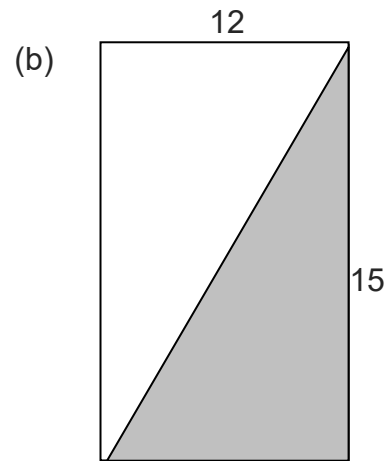
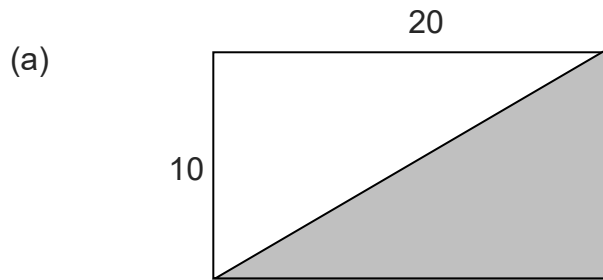


# AREA OF A TRIANGLE

## SKILLS QUESTIONS

### BASE AND PERPENDICULAR HEIGHT RULE

Q1. Calculate the area of the following shaded triangles.



Q2. Complete the table of the areas of these triangles.

	Base	Perpendicular Height	Area
(a)	12	4	
(b)	6	3	
(c)	8	5	
(d)	13.5	4.2	
(e)	16.7	8.5	
(f)	$4\frac{1}{4}$	$2\frac{1}{2}$	
(g)	$5\frac{1}{2}$	$2\frac{1}{8}$	
(h)	20 cm	150 mm	
(i)	180 mm	24 cm	
(j)	3.48 m	130 cm	

# ANSWERS

Q1. (a) 100

(b) 90

(c) 32

(d) 63

Q2. (a) 24

(b) 9

(c) 20

(d) 28.35

(e) 70.98

(f) 5.31

(g) 5.84

(h)  $15000\text{mm}^2$

(i)  $21600\text{mm}^2$

(j)  $22620\text{cm}^2$